

## Day – 1 Shapes – Star

### The Hanging Stars



**Material Required – 6 Popsicle sticks (ice- cream sticks), glue, ribbon and decoration material.**

#### **Instructions-**

- 1. Take six ice- cream sticks and make two triangles.**
- 2. Keep the two triangles one upon another just like the picture shown above.**
- 3. Attach ribbon, decorate and hang it.**
- 4. Wow it looks like a beautiful hanging star.**

**Day – 2**  
**Independence day**



**Refer to the following link for the video**

<https://www.youtube.com/watch?v=GYXI8N7Mjjk>

<https://www.youtube.com/watch?v=oGZKQIjsfb0&t=1s>

<https://www.youtube.com/watch?v=HWVEa36CLmo&t=31s>

<https://www.youtube.com/watch?v=s5EctJnzXDQ>

**Instructions to open the link**

- 1. Right click on the above link.**
- 2. Click on Open Hyperlink.**
- 3. Video will start on YouTube**

## Day – 3 Letter of the day – Letter- A



**Material required:-**

**3 sticks and thread**

**Instruction –**





**Attach the three sticks in the same pattern as shown above in the picture with the help of a thread.**

**OUTCOME:**

**Yes we see two slanting lines and one sleeping line making letter A.**

## Day – 4 Good Habits

Brush your teeth twice a day



**Brush BrushBrush Your Teeth Twice A Day.**



## Day – 5 Number of the day- Number 2



**Material required :**

**Bread slice and colorful sheet**

**Instructions:**

- 1. Take two cut outs from a slice of a bread as shown in the picture 1.**
- 2. Now place the cut outs to give it a shape of number 2 as shown in picture 2.**

